



UNIT 31 | SESSION 5

## JESUS SUFFERED FOR US

### PHILIPPIANS 2

**CHRIST CONNECTION:**

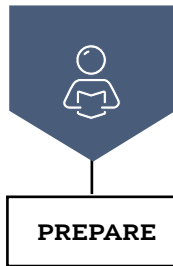
God's Son, Jesus, came to earth as a man. Jesus never sinned, but He died on the cross to rescue people from their sins. Jesus rose from the dead and is alive! Everyone who trusts in Jesus has forgiveness and life with God forever.

**BIG PICTURE QUESTION:**

Why did Jesus become human? Jesus became human to rescue sinners.

**KEY PASSAGE:**

Isaiah 53:5



## YOUR HEART TO TEACH



## LEADER Bible Study

In Philippians 2, the apostle Paul expounds upon Christ's humility and its implications for how we live and interact with others. Though we may struggle with the paradox of His infinite power and meekness, Christ's humility serves as the truest example for us to follow as we adopt His attitude so that the world may confess Jesus as Lord.

How does Christ's humility encourage us to follow in His steps? How can we joyfully demonstrate Jesus' sacrificial mindset?

The sufferings of Jesus were rooted in humility as He sought not what was best for Himself, but rather what was for the good of sinful people. His obedience to deny Himself and seek the Father's will demonstrates the same mindset we should have toward one another. The love Christ has shown us through His humble death exhorts us to show this same love to others, trusting that God will use our humble efforts to shine like stars in a dark world. As followers of Christ, we seek to emulate His self-sacrifice, trusting that God is glorified through it and that we, who are in Christ, will one day be exalted with Him. (1 Peter 5:6) Yet as Paul reminds us, we remember that it is God working in us to help us have the desire and the ability to conform more into the image of Christ. (Phil. 2:13)

While being willing to humbly put another's needs above ours doesn't come easy, we can look to Jesus who for the joy set before Him endured the cross—knowing that His sacrificial death would mean everlasting life for us. Though it may seem like rejoicing has no place in humble self-sacrifice, Paul wanted us to see that this fruit of the Spirit is ours for the taking when our eyes are set on Jesus.

Help your preschoolers see that we can find encouragement in Christ's story, just as the early church did. The reality of Jesus' suffering helps us live humbly so that we can exalt His name and will above our own. Just as Christ did not begrudgingly take to the cross, so, too, are we to walk in obedient sacrifice, knowing that our hope is not in vain. He rescued us through His own suffering that we might find His strength amidst our lack. When we trust in Him, we find new life and the forgiveness we need.

### DOCTRINE TO KNOW

**Christ's Humiliation:** God the Son left His glorious state and came in the likeness of sinful flesh. He experienced a humiliating death on a cross to rescue sinners. (2 Cor. 5:21)



YOUR HEART TO TEACH

## GATHER Supplies

Keep these items on hand for each session: Allergy Alert, Bibles, construction paper, copy paper, washable markers, crayons, scissors (adult use), blunt-tipped scissors, glue sticks, glue, blocks, baby dolls, play dough, world map or globe, snack food, paper cups, and napkins.



### WELCOME

#### Welcome

- ☐ “We Are Healed (Isaiah 53:5)” song

#### Activity Page

- ☐ “Color the Hidden Picture” activity page, 1 per child

#### Spell *Jesus*

- ☐ craft pom-poms

#### Transition

- ☐ countdown video (optional)



### LEARN

#### Introduce the Bible story

- ☐ shape cut-outs (circle, triangle, square, heart)
- ☐ “Cross” printable

#### Learn about the Bible

- ☐ bookmark
- ☐ Giant Timeline or Small Group Timeline

#### Tell the Bible story

- ☐ Bible Story Picture Poster
- ☐ “Jesus Suffered for Us” video (optional)
- ☐ storytelling tips props (optional)

#### Practice the key passage

- ☐ Key Passage Marker
- ☐ Key Passage Poster
- ☐ “We Are Healed (Isaiah 53:5)” song

#### Learn the Big Picture

##### Question

- ☐ Big Picture Question Poster

##### Missions moment

- ☐ “Jones Family Photo” printable



### LOVE

#### Snack and talk

- ☐ hand sanitizer (optional)
- ☐ Bible Story Picture Poster
- ☐ Big Picture Question Poster

#### Make play dough stars

- ☐ star-shaped cookie cutters



### LIVE

#### Decorate a cross

- ☐ “Cross” printable, 1 per child printed on heavyweight paper
- ☐ tissue paper squares

#### Write a letter

- ☐ envelopes, 1 per child

#### Transition

- ☐ Bible Story Coloring Page, 1 per child
- ☐ “We Are Healed (Isaiah 53:5)” song
- ☐ Big Picture Cards for Families



## WELCOME Preschoolers

Post an allergy alert, if needed. Set out supplies to engage preschoolers as they arrive. Play music as you welcome preschoolers. Greet children by name at eye level. Follow your church's security procedures.

### 1 ACTIVITY PAGE

Lead preschoolers to complete “Color the Hidden Picture” on the activity page.

**SAY** “ What did you find when you colored the shapes with dots inside them? Yes! A cross was hidden in the picture. God’s Son, Jesus, came to earth as a man. Today we will hear that He died on the cross to rescue us from our sins. Jesus rose from the dead, and He is alive! ”

### 2 SESSION STARTER

Use one or both of the following options to engage curiosity about today’s Bible story.

#### LISTEN TO THE RHYTHM



Gather preschoolers in a circle on the floor. Invite one child to make a rhythm pattern by clapping her hands, stomping her feet, and patting her knees. Lead preschoolers to repeat the rhythm. Guide various children to make rhythms for the rest of the group to repeat. Assist younger preschoolers in creating simple rhythms.

**SAY** “ You did a great job repeating the rhythms you heard! You listened and responded by making the same rhythm. Just like you followed directions in this game, God wants us to follow and obey His directions, too. Jesus always obeyed God when He was on earth. He is our perfect example to follow. ”

#### SPELL JESUS

Write the name Jesus in large letters on paper, one per child. Invite preschoolers to place pom-poms on the letters to spell Jesus. As preschoolers participate in the activity, talk about who Jesus is. Encourage boys and girls to share things they know about Jesus.

**SAY** “ Today we are celebrating Jesus! A man named Paul wrote a letter to a church reminding them about who Jesus is. In today’s Bible story time, we will look at this letter and learn more about Jesus and what He has done for us. ”

### 3 TRANSITION TO LEARN

Gain preschoolers’ attention by showing the countdown video, turning the lights off and on, or clapping a simple rhythm for children to copy. Invite preschoolers to march together while chanting the letters “J-E-S-U-S” as they transition to Learn.

Transition from **WELCOME** to **LEARN**





## THE STORY OF THE GOSPEL

# LEARN the Bible Story

### 1 INTRODUCE THE BIBLE STORY

Before the session cut out a paper circle, triangle, square, and heart shape. Hold up one shape at a time. Ask preschoolers to name the shape. Show the “Cross” printable last.

**SAY** “ The last shape I held up was a cross. What do you know about this shape? [Allow responses, encouraging preschoolers to name things they know about crosses.] Today we will hear a story from the Bible that includes a cross. We will learn how a cross changed our lives forever. ”

### 2 LEARN ABOUT THE BIBLE

Place a bookmark at Philippians 2 in your Bible. Invite a preschooler to open it. Reverently display the open Bible.

**SAY** “ Today’s Bible story comes from the book of Philippians. Philippians is in the New Testament of the Bible. It was a letter written by a man named Paul to the church at Philippi. ”

Point to the Bible story picture on the giant timeline or small group timeline. Remind children that all the stories in the Bible fit together to tell an even bigger story. The Bible tells us the big story of how God rescues sinners through His Son, Jesus.

### 3 TELL THE BIBLE STORY

Tell the following Bible story using the provided storytelling tips or show the video. Use the bold version of the Bible story for younger preschoolers.

#### JESUS SUFFERED FOR US

“ Paul, a follower of Jesus, was living as a prisoner in Rome. He **had been arrested because he taught people that Jesus had risen from the dead.**

While Paul was in prison, other believers visited Paul or sent him gifts. **The Christians in Philippi sent a gift to Paul, and he wrote them a letter to thank them. Paul told them to love people the way Jesus did and to put others first.**

Paul wrote, “Have the same attitude as Jesus. **Jesus is God, but He came to earth as a man.** He became like a servant and obeyed God’s plan—even though His plan was for Jesus to die on a cross.

“This is why God honored Jesus and gave Him the name that is above every name. **To honor Jesus, everyone in heaven and on earth and under the earth will bow down to Him.** And everyone will admit that Jesus Christ is Lord. This brings glory to God the Father.”

**Jesus suffered and died for us. Then He rose from the dead and is alive! Because of Jesus, we must follow and obey God.** God is changing us to be like Jesus. Paul wrote, “**Do everything without complaining and arguing** so that you may be blameless and pure, children of God who are faultless in a world full of wickedness. **In this way, you will shine like stars in the world.**” ”





## THE STORY OF THE GOSPEL

### 4 CHRIST CONNECTION

**SAY** “God’s Son, Jesus, came to earth as a man. Jesus never sinned, but He died on the cross to rescue people from their sins. Jesus rose from the dead and is alive! Everyone who trusts in Jesus has forgiveness and life with God forever.”

### 5 REVIEW THE BIBLE STORY

**SAY** “Paul wrote a letter to the church in Philippi while he was in prison. Why was Paul in prison? (He preached that Jesus had risen from the dead, and leaders did not like this message.) In his letter, Paul reminded the people how they should live. What did Paul tell the people they should do? (Love people like Jesus. Put others first. Have the same attitude as Jesus. Do not complain or argue.) What was God’s plan for Jesus? (to die on the cross to rescue sinners) Paul reminded the people that Jesus is God, but He was willing to come to earth as a man to rescue people from their sins. Because of this, if we believe in Jesus and trust Him, our sins are forgiven, and one day we will live forever with God.”

### 6 PRACTICE THE KEY PASSAGE

Place the key passage marker at Isaiah 53:5. Invite a child to open your Bible to the key passage. Read the key passage aloud. Invite preschoolers to say the verse using motions from memory. Assist as needed. If preschoolers are younger, say the verse with motions and invite them to repeat the words and motions together.

**SAY** “Paul was a follower of Jesus. He believed Jesus died on the cross and rose from the dead. He believed Jesus is alive! Paul needed to be rescued from his sin, just like each of us. Through Jesus’ death and resurrection, we have forgiveness of sins. Jesus provides peace for those who believe in Him.”

Sing the key passage song, “We Are Healed (Isaiah 53:5).” You may also choose to sing a worship song of your choice.

### STORYTELLING TIPS

**Display story props:** Display various props as you tell the Bible story. Use a scroll, a cross, a stone, and a star.

**Use motions:** Invite preschoolers to interact with the story by doing various actions as you tell the story. Play out writing a letter, bowing down, and being shining stars (open and close hands to make twinkling stars).



## THE STORY OF THE GOSPEL

### 7 LEARN THE BIG PICTURE QUESTION AND ANSWER

**SAY** “Our big picture question asks, **Why did Jesus become human?** Do you remember the answer? The answer is, **Jesus became human to rescue sinners.** Paul reminds us in the book of Philippians that even though Jesus is God, He came to earth as a human. Jesus served others and obeyed God’s plan for Him. What was God’s plan? God’s plan for Jesus was to rescue sinners. Through His death on the cross, we have forgiveness for our sins. One day those who believe in Jesus will live forever with Him.”

### 8 MISSIONS MOMENT

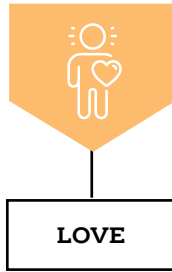
Print and display the “Jones Family Photo” printable.

**SAY** “Casey and Amy Jones encourage people to think about going on a mission trip to Germany. Leipzig has a university where teens and young adults can build friendships with students so they can tell them about Jesus. Kids can also be involved in missions by going to a local park to get to know their neighbors and invite the families to church. A way you and your family can help is by giving money to support missionaries living in an expensive place like Germany. We can also support missionaries by praying for them. Let’s pray for Casey, Amy, and other missionaries telling people around the world about Jesus.”

Ask a child volunteer to close in prayer, praying for the Jones’ family and their mission work in Germany.

Transition from **LEARN** to **LOVE**





## THE GOD OF THE GOSPEL

### **LOVE** God because of what we learned

#### 1 PRAY

Invite preschoolers to close their eyes and think about God as they talk with Him.

**SAY** “God, thank You for Jesus. Thank You that He came to earth to rescue sinners, died on a cross, was buried, and rose again. Because Jesus came to save sinners, we can be forgiven for the wrong things we do. Thank You, God, for sending Your Son to rescue us. Amen.”

#### 2 SNACK AND TALK



Post an allergy alert. Wash hands or use hand sanitizer. Serve a snack. Show the Bible story picture poster as you ask the following questions. Retell parts of the Bible story as needed.

**SAY** “What was your favorite part of today’s Bible story?”

**SAY** “What did you learn about God in today’s Bible story?”

**SAY** “What did Paul tell the people in Philippi they should do?”

**SAY** “Why did Jesus become human? Jesus became human to rescue sinners.”

#### 3 MAKE PLAY DOUGH STARS

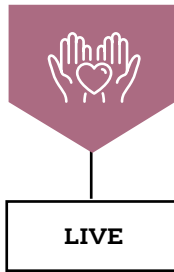
Distribute play dough and star-shaped cookie cutters to preschoolers. Invite them to make stars out of play dough. Encourage preschoolers to place their stars on the table, making as many as they can. Open a Bible to Philippians 2:14-15. Read the verse aloud.

**SAY** “Paul wrote a message in his letter to the church in Philippi reminding them to live like Jesus. He said that if they lived like Jesus, they would shine like stars in the sky. Have you ever looked up in the sky on a clear night? What did you see? [Allow responses.] On a clear night, you will probably see thousands of bright stars in the sky. Just like stars give light in the night sky, God wants us to be a light to those around us. As we live our lives for Jesus, others will see the difference He makes in us.”

Transition from **LOVE** to **LIVE**







## THE MISSION OF THE GOSPEL

### **LIVE** for God out of love

- 1 Choose the activities that best fit your group, space, available resources, and time constraints. Set up activities in one of these ways: as a group, all at the same time; in small groups that rotate through each activity; or set up as centers, allowing preschoolers to browse and choose.

#### **DELIVER THE LETTERS**



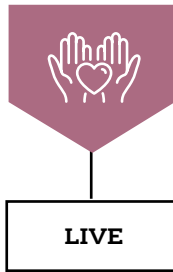
Roll several sheets of paper into scrolls, securing with tape. Invite preschoolers to stand side-to-side in a line. Share that in this activity, boys and girls will see how quickly they can deliver letters from the beginning of the line to the end of the line. Repeat the activity several times, using variations of the game such as seeing how fast they can pass one scroll down the line, how fast they can pass multiple scrolls down the line, how fast they can pass the scroll without dropping it, and so on.

**SAY** “ In Bible times, people often wrote letters to share messages with others. They did not have things like phones, email, or texting. Paul wrote many letters to different churches to help them know more about Jesus. Today’s Bible story is found in the book of Philippians. This book is a letter Paul wrote to the church people at Philippi. As we read this letter, we can see ways we can be like Jesus. ”

#### **DECORATE A CROSS**

Print the “Cross” printable on heavyweight paper, one per child. Demonstrate how to wad tissue paper squares and glue them to the inside of the cross. Fill the entire cross with tissue paper. If your preschoolers are younger, guide them to glue flat tissue paper squares to the cross. (Note: Use glue sticks to place glue on the cross rather than the individual squares of tissue paper.)

**SAY** “ In today’s Bible story, Paul reminded us that Jesus, God’s Son, became a man. **Why did Jesus become human? Jesus became human to rescue sinners.** He lived a perfect life. Even though Jesus never sinned, He chose to die on the cross for our sins. He was buried, and three days later He rose again. These beautiful crosses can remind us that Jesus came to rescue sinners. Because of the cross, we have forgiveness of sins. If we trust in Jesus, we will one day live forever with Him. ”



## THE MISSION OF THE GOSPEL

### WRITE A LETTER

Lead preschoolers to think of someone they can tell about Jesus. Distribute paper and an envelope to each preschooler. Write *Jesus is alive!* on the papers or provide a written sample for older preschoolers to copy. Encourage boys and girls to decorate their papers and envelopes with crayons or washable markers. Assist preschoolers in placing their letters in the envelopes. Invite them to deliver their letters to people who need to hear the good news about Jesus.

**SAY** “ When Paul was in prison, he wrote letters to several churches. The book of Philippians in the New Testament is a letter Paul wrote to the church at Philippi. In the letter he told the people how to live like Jesus. He reminded them of who Jesus is and what He did on the cross for them. He encouraged the people to obey God and be an example to those around them. One way we can live like Jesus is by telling others about Him. This week, give the letter you made to someone who needs to hear that Jesus is alive. Who will you give your letter to? ”

### LEARN ABOUT FRIENDS



Suggest that preschoolers sit in a circle to play a friendship game to get to know their friends better. Lead a preschooler to tell one fact about herself, such as her favorite color, favorite toy, kind of pet she has, favorite place to visit, and so forth. When she names her fact, everyone in the group with that same favorite item should stand up and say, “That’s me!” The child who named the fact chooses a person standing to name a fact about himself for the next round.

**SAY** “ We learned so many new things about our friends! People make friends with others so they can tell them about Jesus. I am so thankful for missionaries in Germany like Casey and Amy Jones and people who go on mission trips who make friendships with people living there and tell them about Jesus. ”

### 2 TRANSITION

Invite preschoolers to complete their coloring pages. Consider leading preschoolers to sing the key passage song or involving them in a simple game to practice the key passage or big picture question. If parents are picking up children at this time, tell them something that their child enjoyed doing or did well during the session. Give parents the completed activity page. Distribute the big picture cards for families. Encourage parents to engage with the family discussion starters and family activities during the week.